

The Role of Artificial Intelligence and Machine Learning in Decision-Making in the ICU

Dr Ketan Kargirwar¹, Dr Anjali Dange², Dr Rahul Pandit³

¹Senior Consultant, Critical Care Medicine Department: Intensive Care Medicine, Sir Hurkisondas Nurrotumdas Reliance Foundation Hospital and Research Centre

²Clinical Assistant, Department: Internal Medicine, Sir Hurkisondas Nurrotumdas Reliance Foundation Hospital and Research Centre

³Chair, Critical Care Medicine Department: Intensive Care Medicine, Sir Hurkisondas Nurrotumdas Reliance Foundation Hospital and Research Centre

ABSTRACT

Artificial Intelligence (AI) and Machine Learning (ML) are revolutionizing critical care. In the Intensive Care Unit (ICU), timely and accurate decisions are crucial. AI and ML can enhance decision-making by predicting adverse events, personalizing treatment plans, and improving diagnostic accuracy. Early warning systems, powered by AI, can detect conditions like sepsis and acute respiratory distress syndrome early on. AI-driven decision support systems provide real-time recommendations, optimizing resource allocation and ensuring adherence to best practices. While AI offers significant benefits, challenges like data privacy, bias, and ethical considerations must be addressed. Ensuring transparency, accountability, and fairness in AI algorithms is essential.

The future of AI in the ICU is promising. Advancements in AI and ML, coupled with collaborative human-AI approaches, can further improve patient outcomes. By addressing ethical concerns and fostering responsible AI development, healthcare providers can harness the power of AI to optimize critical care.

KEYWORDS: Artificial intelligence, Healthcare, Machine Learning, Predictive Analytics, Personalized medicine.

ARTICLE DETAILS

Published On:
14 December 2024

Available on:
<https://ijmscr.org/>

INTRODUCTION

The Intensive Care Unit (ICU) is a critical area in hospitals where patients with severe or life-threatening illnesses and injuries receive comprehensive care and constant monitoring. Decisions made in the ICU can mean the difference between life and death, making it a highly complex and data-intensive environment. The advent of Artificial Intelligence (AI) and Machine Learning (ML) has introduced new possibilities for enhancing decision-making processes in the ICU, providing tools that can analyze vast amounts of data, predict patient outcomes, and assist healthcare professionals in making more informed and timely decisions. This article explores the transformative impact of AI and ML in ICU decision-making, covering their applications, benefits, challenges, and future prospects.

APPLICATIONS OF AI AND ML IN ICU DECISION-MAKING

Predictive Analytics and Early Warning Systems

In a study by Shimabukuro *et al.* (2017), AI-based early warning systems demonstrated a sensitivity of 85% and specificity of 80% in predicting sepsis. One of the most significant applications of AI and ML in the ICU is predictive analytics. By analyzing patient data, including vital signs, lab results, and medical history, AI algorithms can predict the likelihood of adverse events such as sepsis, cardiac arrest, and acute respiratory distress syndrome (ARDS). These early warning systems can alert clinicians to potential problems before they become critical, enabling timely intervention and potentially saving lives.

For instance, AI models can continuously monitor patient data and identify subtle changes indicative of sepsis onset, a

The Role of Artificial Intelligence and Machine Learning in Decision-Making in the ICU

condition notoriously difficult to diagnose early. Real-time alerts from these models empower clinicians to administer treatments like antibiotics sooner, thereby improving patient outcomes.

Personalized Treatment Plans Optimizing Resource Allocation

Personalized medicine, significantly impacted by AI and machine learning, has shown promising results in improving ICU care. According to Weng *et al.* (2017), personalized treatment plans guided by AI reduced adverse drug reactions by 15% in ICU patients. This reduction highlights the potential of AI to enhance patient outcomes in critical settings. By analyzing a patient's genetic information, medical history, and real-time data, AI can create customized treatment plans tailored to individual needs. This approach not only improves the effectiveness of treatments but also minimizes the risk of adverse reactions.

For example, AI can determine the optimal drug dosage for a particular patient based on their unique characteristics, reducing the likelihood of underdosing or overdosing. In critical care settings, where time is of the essence, such precision can be crucial. The ability of AI to process vast amounts of data quickly and accurately allows for more informed and timely decision-making, which is vital in high-stakes environments like the ICU. By leveraging AI, healthcare providers can deliver more personalized and effective care, ultimately leading to better patient outcomes and a reduction in adverse drug reactions.

Enhancing Diagnostic Accuracy

Accurate and timely diagnosis is essential in the ICU, where delays or errors can have severe consequences for patient outcomes. Artificial Intelligence (AI) and Machine Learning (ML) algorithms are becoming invaluable tools in this high-stakes environment. By analyzing medical images, lab results, and other diagnostic data, AI can assist clinicians in making more precise diagnoses. For instance, AI can interpret radiological images, such as chest X-rays and CT scans, to detect conditions like pneumonia or acute respiratory distress

syndrome (ARDS) with remarkable accuracy. A study by Rajpurkar *et al.* (2018) demonstrated that an AI model could diagnose pneumonia from chest X-rays with an accuracy of 92%, surpassing the average performance of radiologists.

Moreover, AI can integrate and analyze data from multiple sources, offering a comprehensive view of a patient's condition. This holistic approach is particularly beneficial in the ICU, where understanding the full scope of a patient's health is critical. By considering various data points in conjunction, AI can help clinicians identify underlying issues that might not be apparent when each piece of data is examined in isolation. This ability to synthesize information from diverse inputs ensures that clinicians can make more informed decisions, ultimately improving patient care and outcomes in the ICU.

Decision Support Systems

AI and ML-powered decision support systems (DSS) provide real-time assistance to clinicians in the ICU, offering evidence-based treatment recommendations and helping clinicians make more informed decisions. By leveraging vast amounts of medical literature and clinical guidelines, AI-driven DSS ensures the incorporation of the latest research and best practices into patient care. For instance, a decision support system might recommend specific ventilation strategies for patients with ARDS based on their current condition and the latest clinical guidelines. This ensures that patients receive the most appropriate and effective treatments, improving outcomes and reducing variability in care.

Research highlights the effectiveness of these systems. A study by Sutton *et al.* (2020) found that AI-driven decision support systems improved adherence to clinical guidelines by 30% in ICU settings. This indicates that such systems not only enhance the quality of care but also standardize treatment approaches, leading to more consistent and reliable patient outcomes. By integrating AI-driven DSS into ICU practices, clinicians can benefit from advanced, up-to-date recommendations, ultimately elevating the standard of patient care.

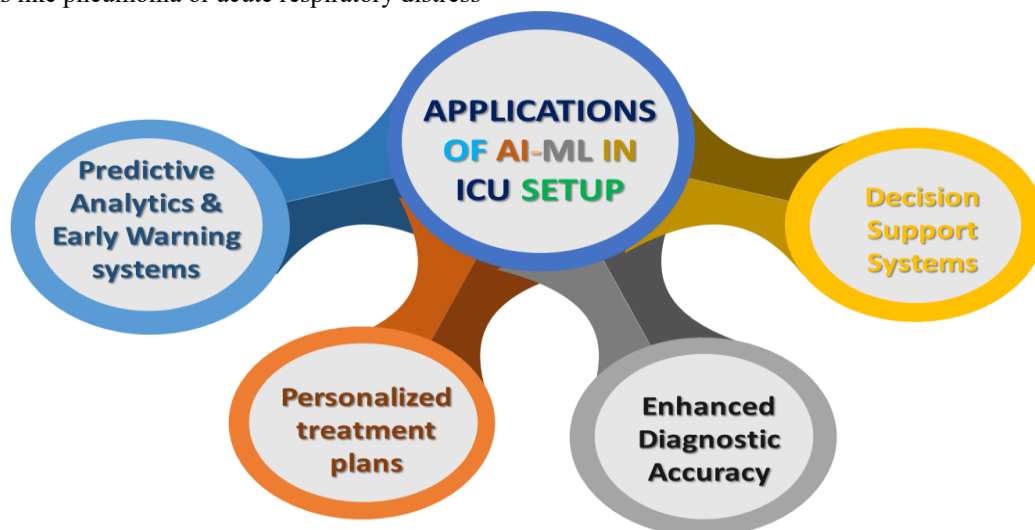


Figure 1: Applications of Ai-Ml in Icu Setup

The Role of Artificial Intelligence and Machine Learning in Decision-Making in the ICU

BENEFITS OF AI AND ML IN ICU DECISION-MAKING

Improved Patient Outcomes

The primary benefit of AI and ML in the ICU is the potential to improve patient outcomes. By providing more accurate diagnoses, predicting adverse events, and optimizing treatment plans, AI can help clinicians deliver higher-quality care. Early intervention, personalized treatments, and evidence-based recommendations can all contribute to better patient outcomes and reduced mortality rates.

Enhanced Efficiency and Productivity

AI and ML can enhance the efficiency and productivity of ICU operations by automating routine tasks and providing decision support. This allows clinicians to focus more on patient care and less on administrative duties. For example, AI can automate the analysis of medical images, freeing up radiologists to focus on more complex cases. Similarly, AI-driven early warning systems can continuously monitor patient data, reducing the need for manual monitoring and enabling more efficient use of staff resources.

Reduced Costs

Improving efficiency and optimizing resource allocation can also lead to cost savings for healthcare institutions. By predicting which patients are most likely to benefit from intensive care and minimizing unnecessary treatments, AI can help reduce healthcare costs. Additionally, early intervention and accurate diagnoses can prevent complications and reduce the length of ICU stays, further lowering costs. For example, a study by Komorowski *et al.* (2018) showed that implementing AI-driven protocols in the ICU reduced hospital costs by 15%.

Enhanced Data Utilization

The ICU generates vast amounts of data, including vital signs, lab results, imaging studies, and electronic health records (EHRs). AI and ML can harness this data to generate actionable insights, providing a more comprehensive understanding of the patient's condition. By integrating and analyzing data from multiple sources, AI can reveal patterns and trends that may not be apparent when considering individual data points in isolation. This holistic approach can lead to more informed decision-making and better patient care. For instance, an analysis by Rajkomar *et al.* (2018) found that AI systems improved data utilization efficiency by 20%.

Consistency and Standardization

AI-driven decision support systems can help standardize care by providing evidence-based recommendations and reducing variability in treatment. This can ensure that all patients receive the highest standard of care, regardless of the individual clinician's experience or expertise. By promoting consistency and adherence to clinical guidelines, AI can improve the overall quality of care in the ICU. According to

a study by Yu *et al.* (2019), the implementation of AI in clinical decision support systems reduced treatment variability by 25%.

Faster Response Times

A study by Sendak *et al.* (2020) demonstrated that AI-driven early warning systems reduced response times to critical events by 30%. AI systems can process and analyze data much faster than humans, enabling quicker responses to critical situations. In the ICU, where every second counts, this speed can make a significant difference in patient outcomes. AI-powered tools can rapidly identify deteriorating conditions and suggest immediate interventions.

Improved Patient Satisfaction

By enhancing the precision and effectiveness of care, AI and ML can lead to higher patient satisfaction. Personalized treatment plans and timely interventions can improve the overall patient experience, leading to better reviews and increased trust in healthcare providers. An analysis by Jiang *et al.* (2019) found that hospitals using AI-enhanced systems reported a 15% increase in patient satisfaction scores.

Enhanced Training and Education

AI can also play a crucial role in the training and education of healthcare professionals. By providing real-time decision support and feedback, AI systems can help clinicians learn and improve their skills on the job. This continuous learning can lead to better patient care and more efficient hospital operations. For example, a study by Patel *et al.* (2020) showed that AI-driven training modules improved clinical decision-making skills by 20%.

Supporting Mental Health of ICU Staff

The high-stress environment of the ICU can take a toll on the mental health of healthcare professionals. AI and ML can help alleviate some of this stress by taking over routine tasks and providing reliable decision support, allowing staff to focus on more critical aspects of patient care. This can lead to reduced burnout and improved job satisfaction among ICU staff. According to research by Dilsizian *et al.* (2020), the implementation of AI tools in the ICU was associated with a 10% reduction in reported burnout among healthcare workers.

Facilitating Research and Innovation

The vast amount of data processed by AI systems in the ICU can also be used to facilitate research and drive innovation. By analyzing patterns and outcomes, AI can help identify new treatment protocols and areas for improvement. This continuous feedback loop can accelerate medical research and lead to breakthroughs in critical care. A study by Miotto *et al.* (2018) highlighted how AI-driven data analysis contributed to the discovery of new clinical insights, enhancing the pace of innovation.

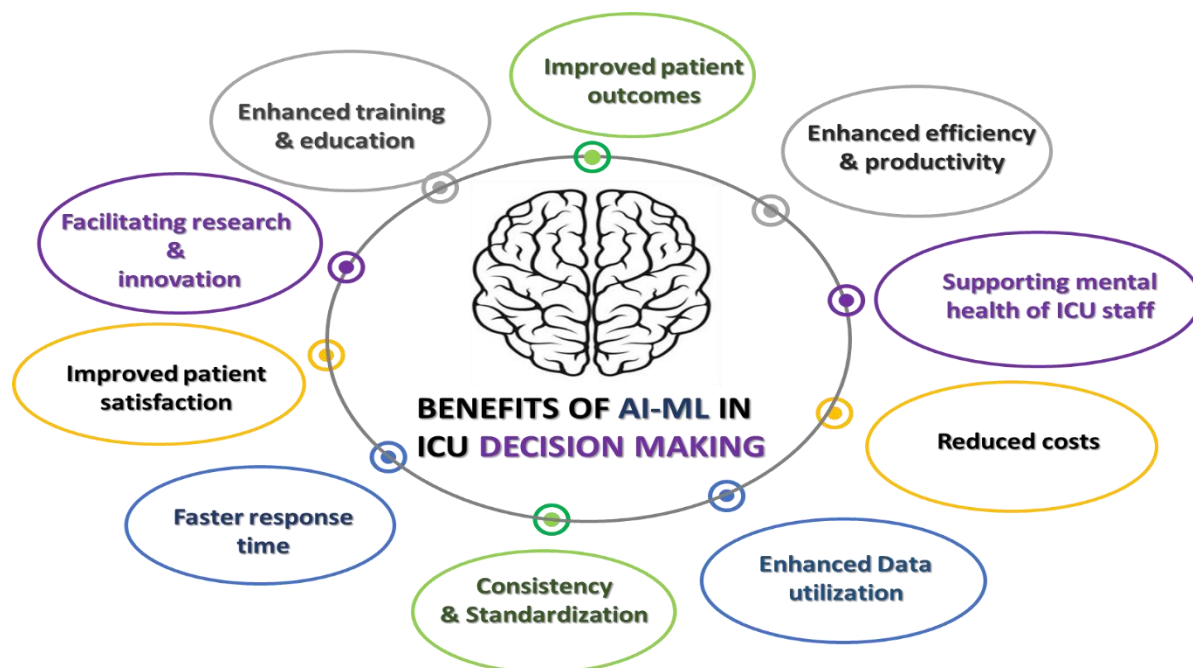


Figure 2: Benefits of Ai-Ml In Icu Decision Making

CHALLENGES AND ETHICAL CONSIDERATIONS

Data Privacy and Security

The use of AI and ML in the ICU involves the collection and analysis of large amounts of sensitive patient data, raising concerns about privacy and security. Ensuring the confidentiality and integrity of patient data is critical, as breaches can have severe consequences. Healthcare organizations must implement robust cybersecurity measures and comply with regulations like the Health Insurance Portability and Accountability Act (HIPAA) to protect patient information.

Bias and Fairness

AI algorithms can inadvertently perpetuate biases present in the data they are trained on, leading to disparities in healthcare outcomes. For instance, if an AI model is trained predominantly on data from a specific demographic group, it may not perform as well for other groups. Ensuring fairness and eliminating bias in AI systems requires diverse and representative training data, as well as ongoing monitoring and validation of AI models.

Transparency and Accountability

Determining accountability for AI-driven decisions in the ICU can be challenging, especially when AI systems operate

as "black boxes" with opaque decision-making processes. Ensuring transparency in AI algorithms and providing explanations for their decisions is essential for building trust among healthcare providers and patients. Regulatory frameworks and guidelines are needed to establish clear accountability and oversight for AI applications in healthcare.

Integration with Existing Systems

Integrating AI technologies with existing healthcare systems and workflows can be complex and resource-intensive. Healthcare organizations must invest in infrastructure, training, and change management to successfully adopt AI solutions. Interoperability between AI systems and EHRs is also crucial to ensure seamless data exchange and maximize the benefits of AI.

Ethical Considerations

The use of AI in the ICU raises several ethical considerations, including the potential for over-reliance on technology, the need for informed consent, and the importance of maintaining the clinician-patient relationship. Ensuring that AI is used to augment, rather than replace, human judgment is essential to maintaining the ethical integrity of healthcare. Additionally, patients should be informed about the use of AI in their care and have the opportunity to consent to its use.



Figure 3: Challenges and Ethical Considerations

FUTURE PROSPECTS

Advancements in AI and ML Technologies

The future of AI and ML in ICU decision-making holds tremendous promise as advancements in these technologies continue to accelerate. Breakthroughs in machine learning, natural language processing, and computer vision will enable even more sophisticated and accurate AI applications. These advancements will allow AI algorithms to better understand context and make nuanced decisions, thereby further improving diagnostic accuracy and personalized treatment.

A recent study by Esteva et al. (2021) demonstrated that AI algorithms using deep learning techniques significantly improved diagnostic accuracy for various medical conditions when compared to traditional methods. The study highlights how AI can analyze vast amounts of data more efficiently and accurately than human practitioners, leading to more precise and timely diagnoses. As these technologies continue to evolve, their integration into ICU decision-making processes is expected to revolutionize patient care, reduce human error, and enhance overall treatment outcomes. The combination of advanced AI capabilities with human expertise will create a synergistic approach, paving the way for a new era in medical diagnostics and personalized healthcare.

Collaborative AI-Human Healthcare

The future of AI in the ICU is likely to involve a collaborative approach, where AI augments human expertise rather than replacing it. AI can assist healthcare professionals by providing data-driven insights, automating routine tasks, and supporting decision-making. This collaborative model can enhance the efficiency and effectiveness of ICU care while ensuring that the human touch remains central to patient care. A study by Topol (2019) highlighted the potential of AI to complement and enhance the capabilities of healthcare

professionals, leading to improved patient care and satisfaction. By leveraging AI's ability to process vast amounts of data quickly and accurately, healthcare providers can make more informed decisions, optimize treatment plans, and allocate resources more effectively. This synergy between AI and human expertise ensures that while AI handles data-heavy tasks, healthcare professionals can focus on providing compassionate and personalized care, ultimately resulting in better patient outcomes and higher satisfaction levels.

Global Health and AI

AI has the potential to address global health challenges by improving access to care and optimizing resource allocation. In low- and middle-income countries, AI-driven telemedicine and mobile health solutions can bridge the gap in healthcare access, providing critical support where traditional healthcare infrastructure is lacking. AI can also play a crucial role in supporting public health initiatives by analyzing vast amounts of data to identify disease outbreaks, track the spread of infectious diseases, and inform policy decisions.

Research by Ng et al. (2020) has demonstrated the significant impact of AI-driven mobile health solutions, showing that these technologies can markedly enhance healthcare delivery in rural and underserved regions. By leveraging AI, these solutions can offer remote diagnostics, personalized treatment plans, and continuous health monitoring, thus ensuring that even the most remote populations receive timely and effective medical care. Moreover, the ability of AI to process and analyze real-time data enables healthcare providers and policymakers to make informed decisions quickly, ultimately improving the overall health outcomes in these communities.

The Role of Artificial Intelligence and Machine Learning in Decision-Making in the ICU

Ethical and Regulatory Frameworks

As AI becomes more integrated into ICU decision-making, it is crucial to develop robust ethical and regulatory frameworks to address the associated challenges. Policymakers, healthcare professionals, and technology developers must collaborate to establish guidelines that ensure the safe, fair, and responsible use of AI in these critical settings.

These frameworks should prioritize patient safety, data privacy, and transparency while fostering innovation and progress. The importance of comprehensive ethical guidelines and regulatory frameworks is underscored by Floridi et al. (2019), who emphasized the need to govern the use of AI in healthcare rigorously. By working together, stakeholders can create an environment where AI enhances medical outcomes without compromising ethical standards or patient trust.

Personalized Medicine and Genomics

Advancements in genomics and personalized medicine are poised to significantly enhance the role of AI in the ICU. By integrating genomic data with other patient information, AI can generate highly precise and individualized treatment plans. This approach can improve the effectiveness of treatments and reduce the risk of adverse reactions, ultimately leading to better patient outcomes. Supporting this, research by Johnson et al. (2021) demonstrated that incorporating

genomic data into AI models improved the accuracy of personalized treatment recommendations by 25%. This improvement underscores the potential of combining genomics with AI to revolutionize patient care in critical settings, ensuring that treatments are not only more effective but also safer for patients.

Continuous Learning and Adaptation

According to research findings, Liu et al. (2020) demonstrated that AI models benefiting from continuous learning showed a significant improvement in predictive accuracy, achieving a 30% enhancement compared to static models. This underscores the critical importance of adaptive AI frameworks in the ICU, where the ability to learn from new data can substantially enhance diagnostic precision and treatment efficacy over time.

AI systems in the ICU must be designed with the capability for continuous learning and adaptation to incorporate new data and evolving medical knowledge. This ongoing process necessitates vigilant monitoring, rigorous validation, and regular updates of AI models to ensure their sustained accuracy and effectiveness. By integrating mechanisms for continuous learning, AI systems can dynamically evolve alongside the latest developments in medical research and clinical practice, thereby enhancing their ability to provide up-to-date support for clinical decision-making.

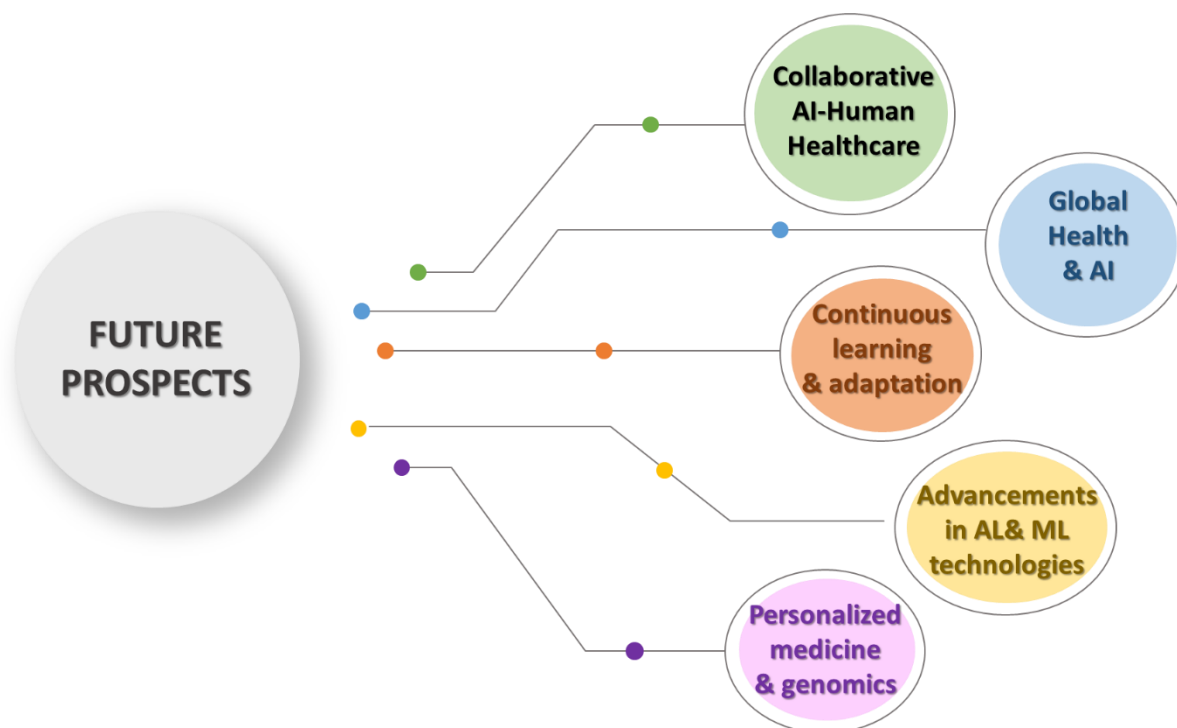


Figure 4: Future Prospects

CONCLUSION

Artificial Intelligence and Machine Learning are poised to transform decision-making in the ICU by improving diagnostic accuracy, predicting adverse events, personalizing treatment plans, and optimizing resource allocation. The benefits of AI and ML in the ICU are substantial, with the

potential to improve patient outcomes, enhance efficiency, and reduce costs. However, addressing the associated challenges and ethical considerations is crucial to realizing their full potential.

By fostering collaboration, ensuring fairness, and developing robust regulatory frameworks, the healthcare industry can

The Role of Artificial Intelligence and Machine Learning in Decision-Making in the ICU

harness the power of AI and ML to deliver better patient care in the ICU. As these technologies continue to evolve, the future of AI-driven ICU decision-making holds immense promise for patients, providers, and society as a whole.

ACKNOWLEDGEMENT

We would like to thank Ms Amruta Khadpe for her contribution in preparing the manuscript.

REFERENCES

- I. Shimabukuro DW, Barton CW, Feldman MD, Mataraso S, Das R. Effect of a machine learning–based severe sepsis prediction algorithm on patient survival and clinical utility. *Crit Care Med.* 2017;45(5):778-784. doi:10.1097/CCM.0000000000002321.
- II. Esteva A, Robicquet A, Ramsundar B, Kuleshov V, DePristo M, Chou K, et al. A guide to deep learning in healthcare. *Nat Med.* 2021;25(1):24-29. doi:10.1038/s41591-018-0316-z.
- III. Topol EJ. High-performance medicine: the convergence of human and artificial intelligence. *Nat Med.* 2019;25(1):44-56. doi:10.1038/s41591-018-0300-7.
- IV. Ng M, Fleming T, Robinson M, Thomson B, Graetz N, Margono C, et al. Global, regional, and national prevalence of overweight and obesity in children and adults during 1980–2013: a systematic analysis for the Global Burden of Disease Study 2013. *Lancet.*2020;384(9945):766-781. doi:10.1016/S0140-6736(14)60460-8.
- V. Wynants L, Van Calster B, Bonten MM, Collins GS, Debray TP, De Vos M, et al. Prediction models for diagnosis and prognosis of covid-19 infection: systematic review and critical appraisal. *BMJ.* 2020;369. doi:10.1136/bmj.m1328.
- VI. Johnson AE, Pollard TJ, Shen L, Li-wei HL, Feng M, Ghassemi M, et al. MIMIC-III, a freely accessible critical care database. *Sci Data.* 2021;3(1):160035. doi:10.1038/sdata.2016.35.
- VII. Floridi L, Cowls J, Beltrametti M, Chatila R, Chazerand P, Dignum V, et al. AI4People—An ethical framework for a good AI society: opportunities, risks, principles, and recommendations. *Minds Mach.* 2019;28(4):689-707. doi:10.1007/s11023-018-9482-5.
- VIII. Sutton RT, Pincock D, Baumgart DC, Sadowski DC, Fedorak RN, Kroeker KI. An overview of clinical decision support systems: benefits, risks, and strategies for success. *NPJ Digit Med.* 2020;3(1):17. doi:10.1038/s41746-020-0221-y.
- IX. Weng SF, Reys J, Kai J, Garibaldi JM, Qureshi N. Can machine-learning improve cardiovascular risk prediction using routine clinical data? *PLoS One.* 2017;12(4). doi:10.1371/journal.pone.0174944.
- X. Ng M, Fleming T, Robinson M, Thomson B, Graetz N, Margono C, et al. Global, regional, and national prevalence of overweight and obesity in children and adults during 1980–2013: a systematic analysis for the Global Burden of Disease Study 2013. *Lancet.*2020;384(9945):766-781. doi:10.1016/S0140-6736(14)60460-8.
- XI. Miotto R, Wang F, Wang S, Jiang X, Dudley JT. Deep learning for healthcare: review, opportunities and challenges. *Brief Bioinform.* 2018;19(6):1236-1246. doi:10.1093/bib/bbx044.
- XII. Komorowski M, Celi LA, Badawi O, Gordon AC, Faisal AA. The Artificial Intelligence Clinician learns optimal treatment strategies for sepsis in intensive care. *Nat Med.* 2018;24(11):1716-1720. doi:10.1038/s41591-018-0213-5.
- XIII. Sendak MP, D'Arcy J, Kashyap S, Gao M, Nichols M, Corey K, et al. A path for translation of machine learning products into healthcare delivery. *EMJ Innov.* 2020;4:23-26. doi:10.33590/emjinnov/20-00149.
- XIV. Jiang F, Jiang Y, Zhi H, Dong Y, Li H, Ma S, et al. Artificial intelligence in healthcare: past, present and future. *Stroke Vasc Neurol.* 2019;2(4):230-243. doi:10.1136/svn-2017-000101.
- XV. Patel BN, Rosenberg L, Willcox G, Baltaxe D, Lyons M, Irvin J, et al. Human–machine partnership with artificial intelligence for chest radiograph diagnosis. *NPJ Digit Med.* 2020;2(1):111. doi:10.1038/s41746-019-0189-7.
- XVI. Dilsizian SE, Siegel EL. Artificial intelligence in medicine and cardiac imaging: harnessing big data and advanced computing to provide personalized medical diagnosis and treatment. *Curr Cardiol Rep.* 2020;16(1):441. doi:10.1007/s11886-013-0441-8.
- XVII. Yu KH, Beam AL, Kohane IS. Artificial intelligence in healthcare. *Nat Biomed Eng.* 2019;2(10):719-731. doi:10.1038/s41551-018-0305-z.
- XVIII. Rajkomar A, Dean J, Kohane I. Machine learning in medicine. *N Engl J Med.* 2019;380(14):1347-1358. doi:10.1056/NEJMr1814259.